EMN90

JOB# _____

CE3940 ___

CODE VERSION _____

DESIGN VERSION _____

AUDIO VERSION _____

CRCG _____ OCDL CRC _____

CRCA _____ ODAA CRC _____

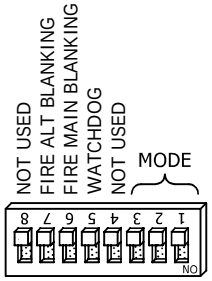

SEE SWITCH S1 TABLE

S1 DEFAULT SETTINGS

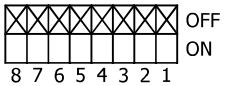

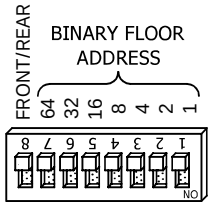

SEE SWITCH S2 TABLE

S2 DEFAULT SETTINGS

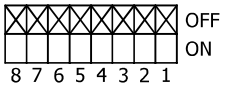

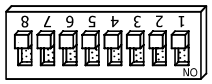

SEE SWITCH S3 TABLE

S3 DEFAULT SETTINGS

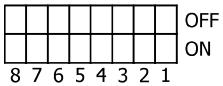

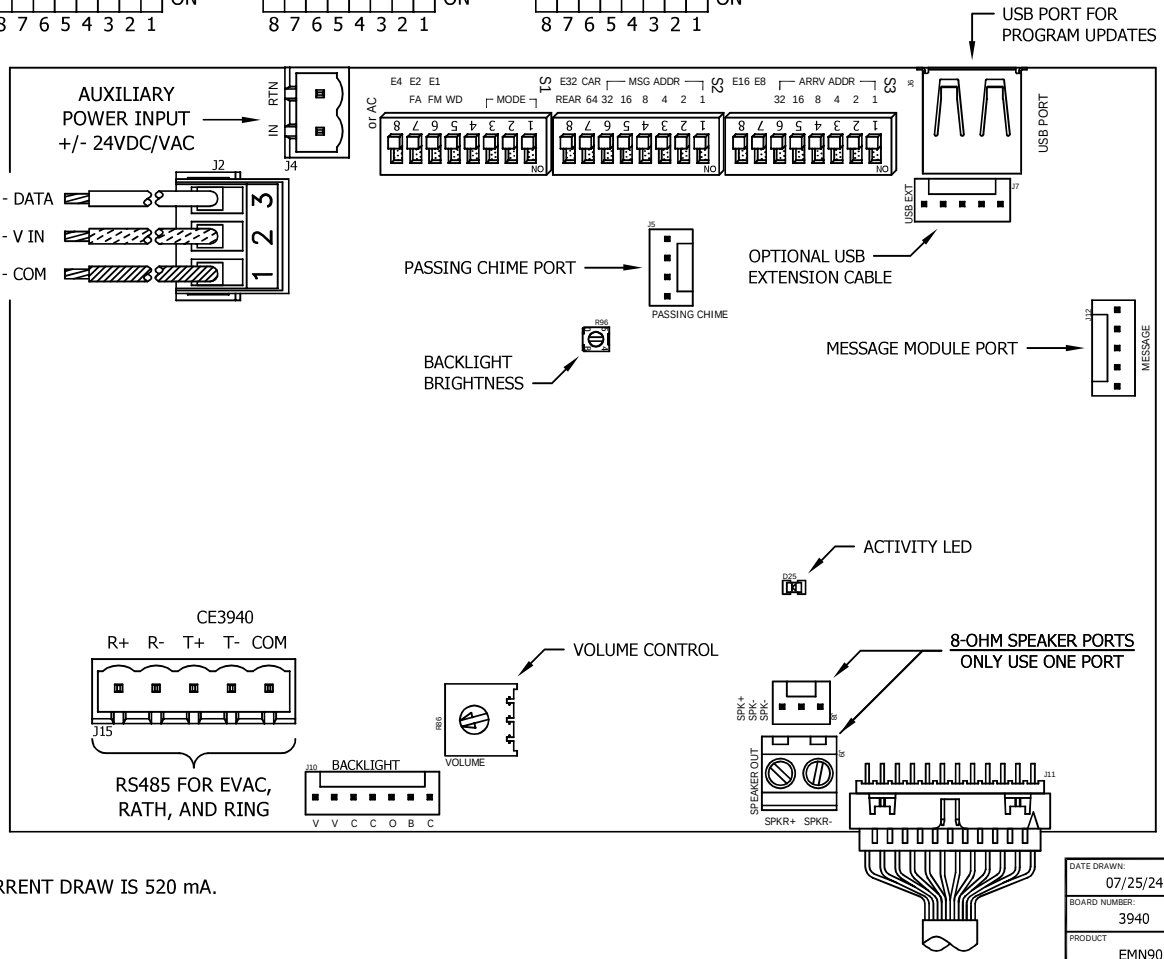

SWITCH S1

DS1	DS2	DS3	S1 MODE FUNCTIONS
OFF	OFF	OFF	NORMAL OPERATION
ON	OFF	OFF	DISPLAY TEST MODE
ON	ON	OFF	AUDIO / UNIT TEST MODE

SWITCH S2 - ARRIVAL ARROWS
DS1 - DS7 set the unit's floor number.

DS7 (64)	DS6 (32)	DS5 (16)	DS4 (8)	DS3 (4)	DS2 (2)	DS1 (1)	FLOOR NUMBER
OFF	OFF	OFF	OFF	OFF	OFF	OFF	CAR UNIT*
OFF	OFF	OFF	OFF	OFF	OFF	ON	FLOOR 1
OFF	OFF	OFF	OFF	OFF	ON	OFF	FLOOR 2
OFF	OFF	OFF	OFF	OFF	ON	ON	FLOOR 3
OFF	OFF	OFF	OFF	ON	OFF	OFF	FLOOR 4
OFF	OFF	OFF	OFF	ON	OFF	ON	FLOOR 5
|	|	|	|	|	|	|	|
|	|	|	|	|	|	|	|
ON	ON	ON	ON	ON	OFF	ON	FLOOR 125
ON	ON	ON	ON	ON	ON	OFF	FLOOR 126
ON	ON	ON	ON	ON	ON	ON	IN-CAR UNIT**

DIP switch S2 - Switch 8 sets the unit as front or rear.
DS8 OFF - Front Unit DS8 ON - Rear Unit

*CAR UNIT - Unit uses the Hall Arrival Lantern Signals for the current floor.

**IN-CAR UNIT - Unit uses the In-Car Arrow signals.

DS8	DS7	DS6	DS5	DS4	DS3	DS2	DS1	S3 FUNCTIONS
OFF	OFF	OFF	OFF	OFF	OFF	OFF	OFF	NORMAL/RATH OPERATION
ON	ON	ON	ON	ON	ON	ON	ON	MULTI-CAR OPERATION
OFF	ON	OFF	OFF	OFF	OFF	OFF	OFF	EVAC OPERATION

NOTE: TYPICAL CURRENT DRAW IS 520 mA.

DATE DRAWN: 07/25/24	DRAWN BY: DAC	REQUESTED BY: TE	C.E. ELECTRONICS, INC. 2107 Industrial Drive Bryan, OH 43506 (419) 636-6705
BOARD NUMBER: 3940	LAST DATE REVISED: -	APPROVED BY:	
PRODUCT: EMN90 - ELITE STANDARD 9.0" TFT DISPLAY		DWG. NO.: EMNTFT_01	REV: -