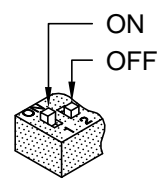
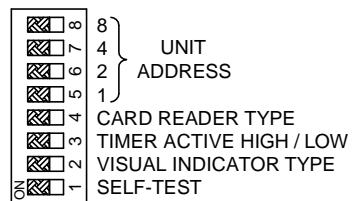
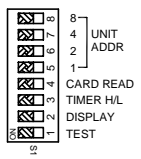
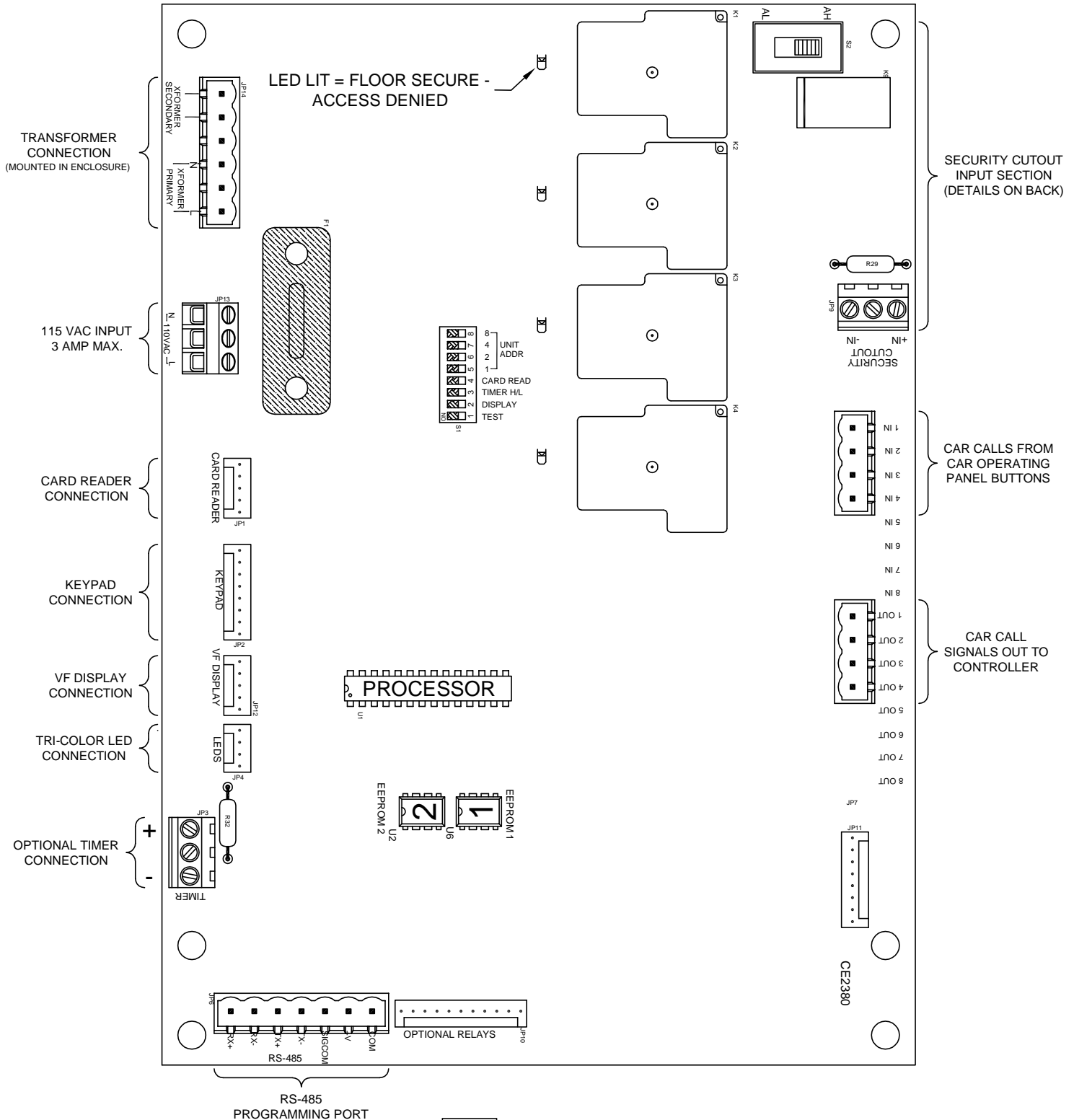


SEC04-XXXX

JOB# _____



DEFAULT SETTINGS

1	2	3	4	5	6	7	8

ON
OFF

CODE VERSION _____

BOARD VERSION CE2380 _____

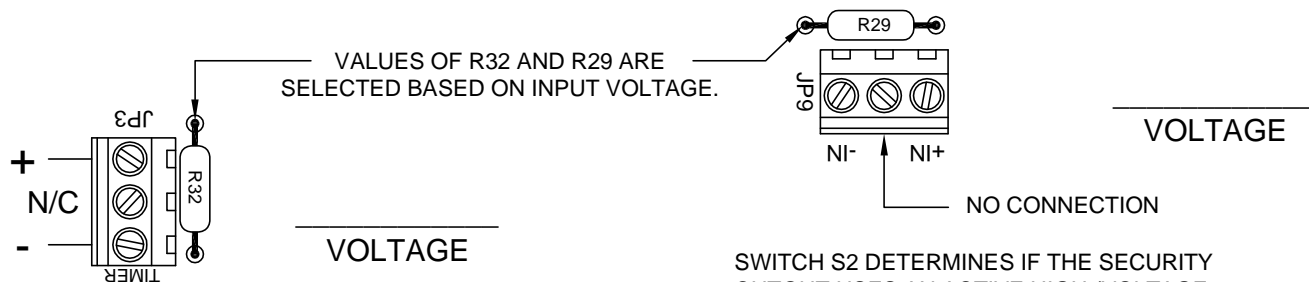
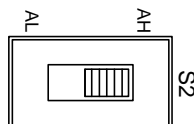
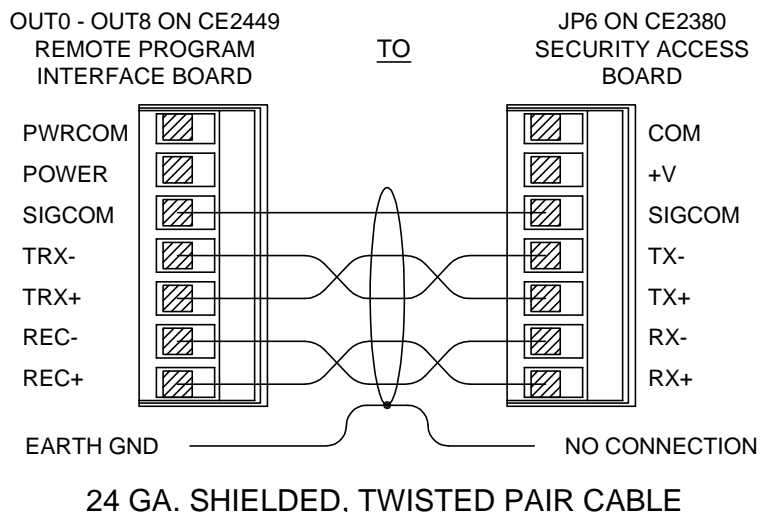
DATE DRAWN: 05/26/98	DRAWN BY: K.L.S.	REQUESTED BY: MG,MW,TE	<p>C.E. ELECTRONICS, INC. 2107 Industrial Drive Bryan, Ohio 43506 (419) 636-6705</p>
BOARD NUMBER: 2380	LAST DATE REVISED: 08/17/10	APPROVED BY:	
PRODUCT: SEC04 SECURITY ACCESS SYS - FOUR LANDINGS			DWG. NO.: SEC04-02
			REV: G

SEC04/08/16

SECURITY ACCESS SYSTEM INFORMATION

DIP 1	OFF	NORMAL OPERATING MODE
	ON	SELF-TEST MODE - DIP 3 MUST BE OFF
DIP 2	OFF	TRI-COLOR LED INDICATOR
	ON	VF DISPLAY
DIP 3	OFF	TIMER INPUT ACTIVE WHEN HIGH (VOLTAGE APPLIED)
	ON	TIMER INPUT ACTIVE WHEN LOW (VOLTAGE REMOVED)
DIP 4	OFF	INSERTION-TYPE CARD READER
	ON	SWIPE-TYPE OR PROXIMITY CARD READER

DIP5	DIP6	DIP7	DIP8	UNIT #
OFF	OFF	OFF	OFF	1
ON	OFF	OFF	OFF	2
OFF	ON	OFF	OFF	3
ON	ON	OFF	OFF	4
OFF	OFF	ON	OFF	5
ON	OFF	ON	OFF	6
OFF	ON	ON	OFF	7
ON	ON	ON	OFF	8
OFF	OFF	OFF	ON	9
ON	OFF	OFF	ON	10
OFF	ON	OFF	ON	11
ON	ON	OFF	ON	12
OFF	OFF	ON	ON	13
ON	OFF	ON	ON	14
OFF	ON	ON	ON	15
ON	ON	ON	ON	16



THE TIMER INPUT ALLOWS THE USER TO CONNECT AN OPTIONAL EVENT TIMER TO THE SECURITY SYSTEM. THE TIMER IS USED TO SET A SCHEDULE FOR FREE AND SECURE ACCESS TIMES FOR ANY OR ALL OF THE FLOORS ON A 7-DAY OR 365-DAY SCHEDULE. DIP SWITCH 3 DETERMINES IF THE SYSTEM USES AN ACTIVE HIGH (VOLTAGE APPLIED) OR ACTIVE LOW (VOLTAGE REMOVED) SIGNAL TO PROVIDE FREE ACCESS TO THE SYSTEM. SEE THE USER'S MANUAL FOR MORE INFORMATION.

SWITCH S2 DETERMINES IF THE SECURITY CUTOUT USES AN ACTIVE HIGH (VOLTAGE APPLIED) OR ACTIVE LOW (VOLTAGE REMOVED) SIGNAL TO DISABLE THE SECURITY SYSTEM. SET THE SWITCH FOR THE DESIRED SIGNAL. THE SECURITY CUTOUT IS TYPICALLY USED AS A FIRE BYPASS CIRCUIT TO DISABLE THE SECURITY SYSTEM IN CASE OF AN EMERGENCY.

DATE DRAWN: 01/31/97	DRAWN BY: K.L.S.	REQUESTED BY: JP, TE, DR	 C.E. ELECTRONICS, INC. 2107 Industrial Drive Bryan, Ohio 43506 (419) 636-6705
BOARD NUMBER: 2380	LAST DATE REVISED: 08/17/10	APPROVED BY:	
PRODUCT SEC04/08/16 SECURE ACCESS SYS INFORMATION			DWG. NO. SEC08008
			REV. H