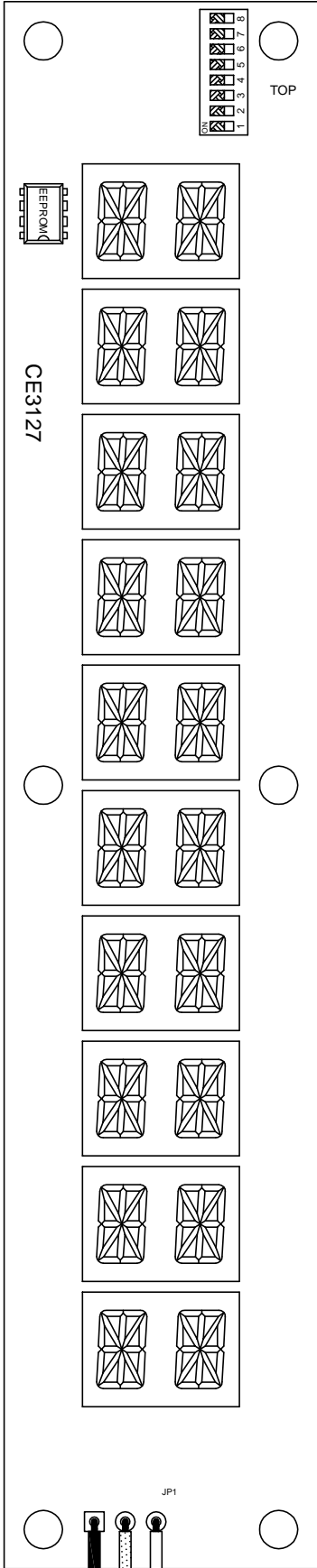


MDBA10-V

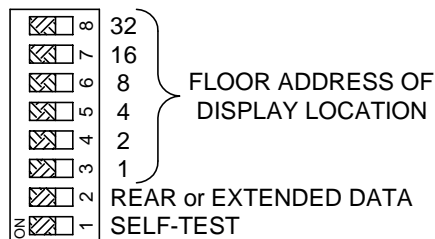
JOB# _____

CHART TO SELECT DISPLAY FLOOR LOCATION

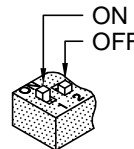
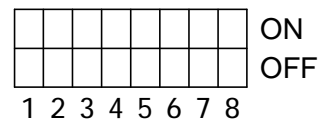
32 16 8 4 2 1 — VALUE						
DS8	DS7	DS6	DS5	DS4	DS3	FLOOR
0	0	0	0	0	0	ALL CALL
0	0	0	0	0	1	FLOOR #1
0	0	0	0	1	0	FLOOR #2
0	0	0	0	1	1	FLOOR #3
0	0	0	1	0	0	FLOOR #4
0	0	0	1	0	1	FLOOR #5
0	0	0	1	1	0	FLOOR #6
0	0	0	1	1	1	FLOOR #7
0	0	1	0	0	0	FLOOR #8
0	0	1	0	0	1	FLOOR #9
0	0	1	0	1	0	FLOOR #10
0	0	1	0	1	1	FLOOR #11
0	0	1	1	0	0	FLOOR #12
0	0	1	1	0	1	FLOOR #13
0	0	1	1	1	0	FLOOR #14
0	0	1	1	1	1	FLOOR #15
0	1	0	0	0	0	FLOOR #16
0	1	0	0	0	1	FLOOR #17
0	1	0	0	1	0	FLOOR #18
0	1	0	0	1	1	FLOOR #19
0	1	0	1	0	0	FLOOR #20
0	1	0	1	0	1	FLOOR #21
0	1	0	1	1	0	FLOOR #22
0	1	0	1	1	1	FLOOR #23
0	1	1	0	0	0	FLOOR #24
0	1	1	0	0	1	FLOOR #25
0	1	1	0	1	0	FLOOR #26
0	1	1	0	1	1	FLOOR #27
0	1	1	1	0	0	FLOOR #28
0	1	1	1	0	1	FLOOR #29
0	1	1	1	1	0	FLOOR #30
0	1	1	1	1	1	FLOOR #31
1	0	0	0	0	0	FLOOR #32
1	0	0	0	0	1	FLOOR #33
1	0	0	0	1	0	FLOOR #34
1	0	0	0	1	1	FLOOR #35
1	0	0	1	0	0	FLOOR #36
1	0	0	1	0	1	FLOOR #37
1	0	0	1	1	0	FLOOR #38
1	0	0	1	1	1	FLOOR #39
1	0	1	0	0	0	FLOOR #40
1	0	1	0	0	1	FLOOR #41
1	0	1	0	1	0	FLOOR #42
1	0	1	0	1	1	FLOOR #43
1	0	1	1	0	0	FLOOR #44
1	0	1	1	0	1	FLOOR #45
1	0	1	1	1	0	FLOOR #46
1	0	1	1	1	1	FLOOR #47
1	1	0	0	0	0	FLOOR #48
1	1	0	0	0	1	FLOOR #49
1	1	0	0	1	0	FLOOR #50
1	1	0	0	1	1	FLOOR #51
1	1	0	1	0	0	FLOOR #52
1	1	0	1	0	1	FLOOR #53
1	1	0	1	1	0	FLOOR #54
1	1	0	1	1	1	FLOOR #55
1	1	1	0	0	0	FLOOR #56
1	1	1	0	0	1	FLOOR #57
1	1	1	0	1	0	FLOOR #58
1	1	1	0	1	1	FLOOR #59
1	1	1	1	0	0	FLOOR #60
1	1	1	1	0	1	FLOOR #61
1	1	1	1	1	0	FLOOR #62
1	1	1	1	1	1	FLOOR #63



DIP SWITCH DETAIL



DEFAULT SETTINGS



CODE VERSION _____

BOARD VERSION CE3127 _____

DATE DRAWN: 09/20/07	DRAWN BY: DAC	REQUESTED BY: DV	C.E. ELECTRONICS, INC. 2107 Industrial Drive Bryan, Ohio 43008 (419) 636-6705
BOARD NUMBER: 3127	LAST DATE REVISED: 05/28/08	APPROVED BY:	
PRODUCT: MICRO COMM DESTINATION-BASED ANNUNCIATOR			DWG. NO. MDBA10-V_01
			REV. A