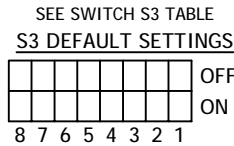
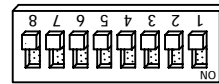
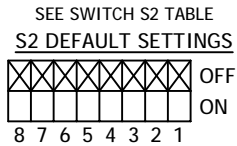
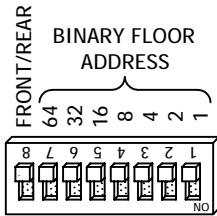
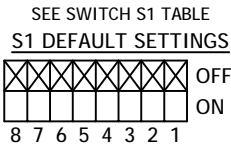
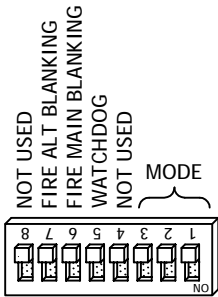


EMN70

JOB# _____



CE3940 _____

CODE VERSION _____

DESIGN VERSION _____

AUDIO VERSION _____

CRCG _____ OCDL CRC _____

CRCA _____ ODAA CRC _____

SWITCH S1

DS1	DS2	DS3	S1 MODE FUNCTIONS
OFF	OFF	OFF	NORMAL OPERATION
ON	OFF	OFF	DISPLAY TEST MODE
ON	ON	OFF	AUDIO / UNIT TEST MODE

SWITCH S2 - ARRIVAL ARROWS
DS1 - DS7 set the unit's floor number.

DS7 (64)	DS6 (32)	DS5 (16)	DS4 (8)	DS3 (4)	DS2 (2)	DS1 (1)	FLOOR NUMBER
OFF	OFF	OFF	OFF	OFF	OFF	OFF	CAR UNIT*
OFF	OFF	OFF	OFF	OFF	OFF	ON	FLOOR 1
OFF	OFF	OFF	OFF	OFF	ON	OFF	FLOOR 2
OFF	OFF	OFF	OFF	OFF	ON	ON	FLOOR 3
OFF	OFF	OFF	OFF	ON	OFF	OFF	FLOOR 4
OFF	OFF	OFF	OFF	ON	OFF	ON	FLOOR 5
ON	ON	ON	ON	ON	OFF	ON	FLOOR 125
ON	ON	ON	ON	ON	ON	OFF	FLOOR 126
ON	ON	ON	ON	ON	ON	ON	IN-CAR UNIT**

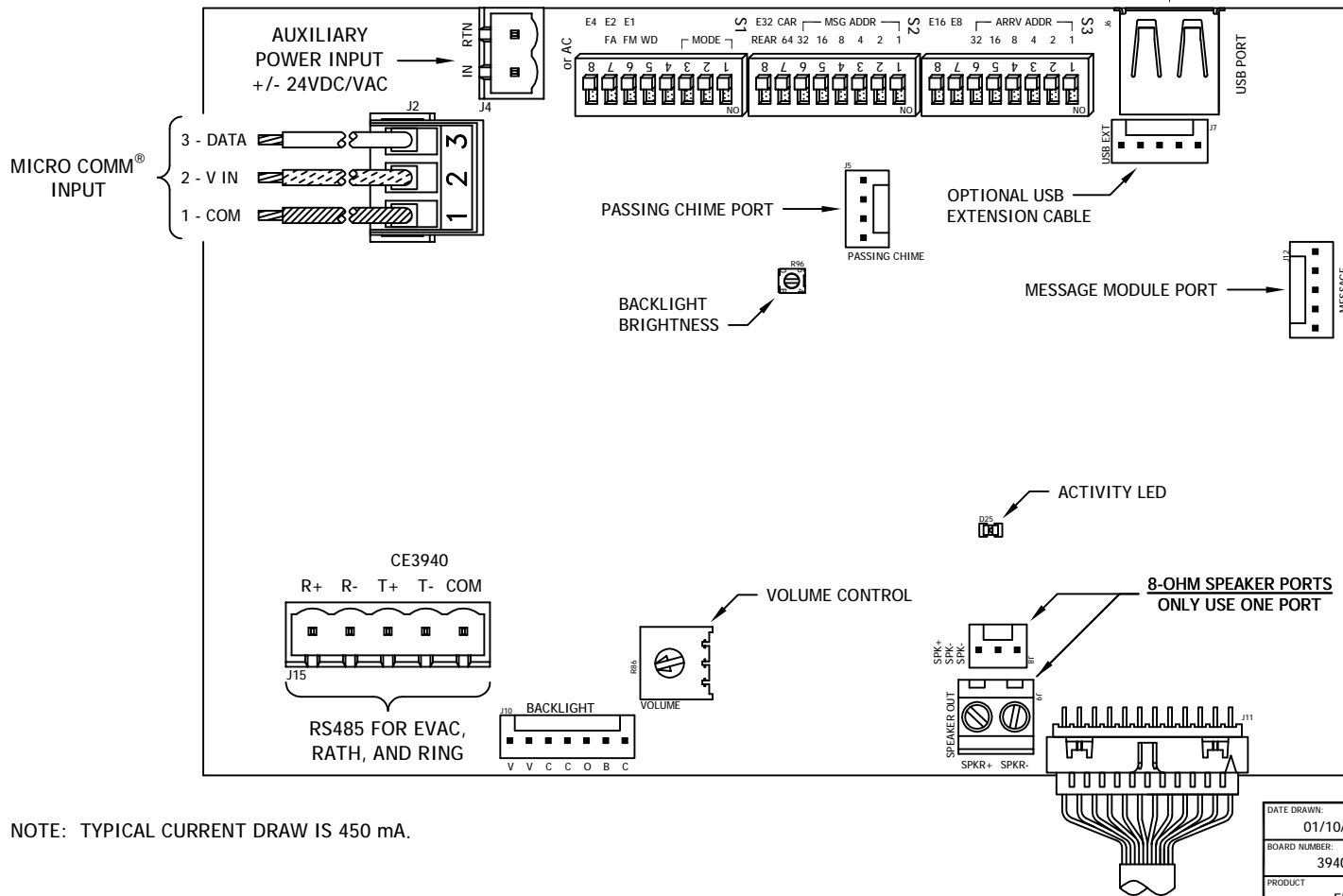
DIP switch S2 - Switch 8 sets the unit as front or rear.
DS8 OFF - Front Unit DS8 ON - Rear Unit

*CAR UNIT - Unit uses the Hall Arrival Lantern Signals for the current floor.

**IN-CAR UNIT - Unit uses the In-Car Arrow signals.

SWITCH S3

DS8	DS7	DS6	DS5	DS4	DS3	DS2	DS1	FUNCTION
OFF	OFF	OFF	OFF	OFF	OFF	OFF	OFF	NORMAL OPERATION
ON	ON	ON	ON	ON	ON	ON	ON	MULTI-CAR OPERATION



NOTE: TYPICAL CURRENT DRAW IS 450 mA.

DATE DRAWN: 01/10/20	DRAWN BY: DAC	REQUESTED BY: TE	C.E. ELECTRONICS, INC. 2107 Industrial Drive Bryan, OH 43506 (419) 636-6705
BOARD NUMBER: 3940	LAST DATE REVISED: 07/17/24	APPROVED BY:	
PRODUCT EMN70 - MAX SERIES 7.0" TFT DISPLAY			DWG. NO. EMNMAX_03
			REV: A