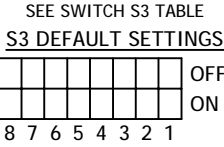
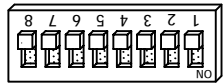
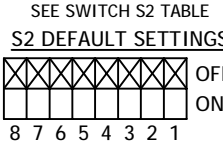
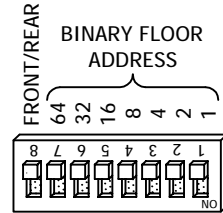
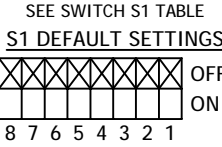
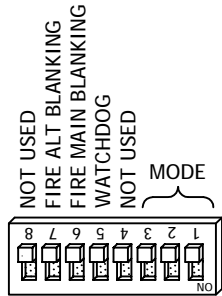


# EMN104

JOB# \_\_\_\_\_



CE3938 \_\_\_\_\_  
 CODE VERSION \_\_\_\_\_  
 DESIGN VERSION \_\_\_\_\_  
 AUDIO VERSION \_\_\_\_\_  
 CRCG \_\_\_\_\_ OCDL CRC \_\_\_\_\_  
 CRCA \_\_\_\_\_ ODAA CRC \_\_\_\_\_

SWITCH S1

| DS1 | DS2 | DS3 | S1 MODE FUNCTIONS      |
|-----|-----|-----|------------------------|
| OFF | OFF | OFF | NORMAL OPERATION       |
| ON  | OFF | OFF | DISPLAY TEST MODE      |
| ON  | ON  | OFF | AUDIO / UNIT TEST MODE |

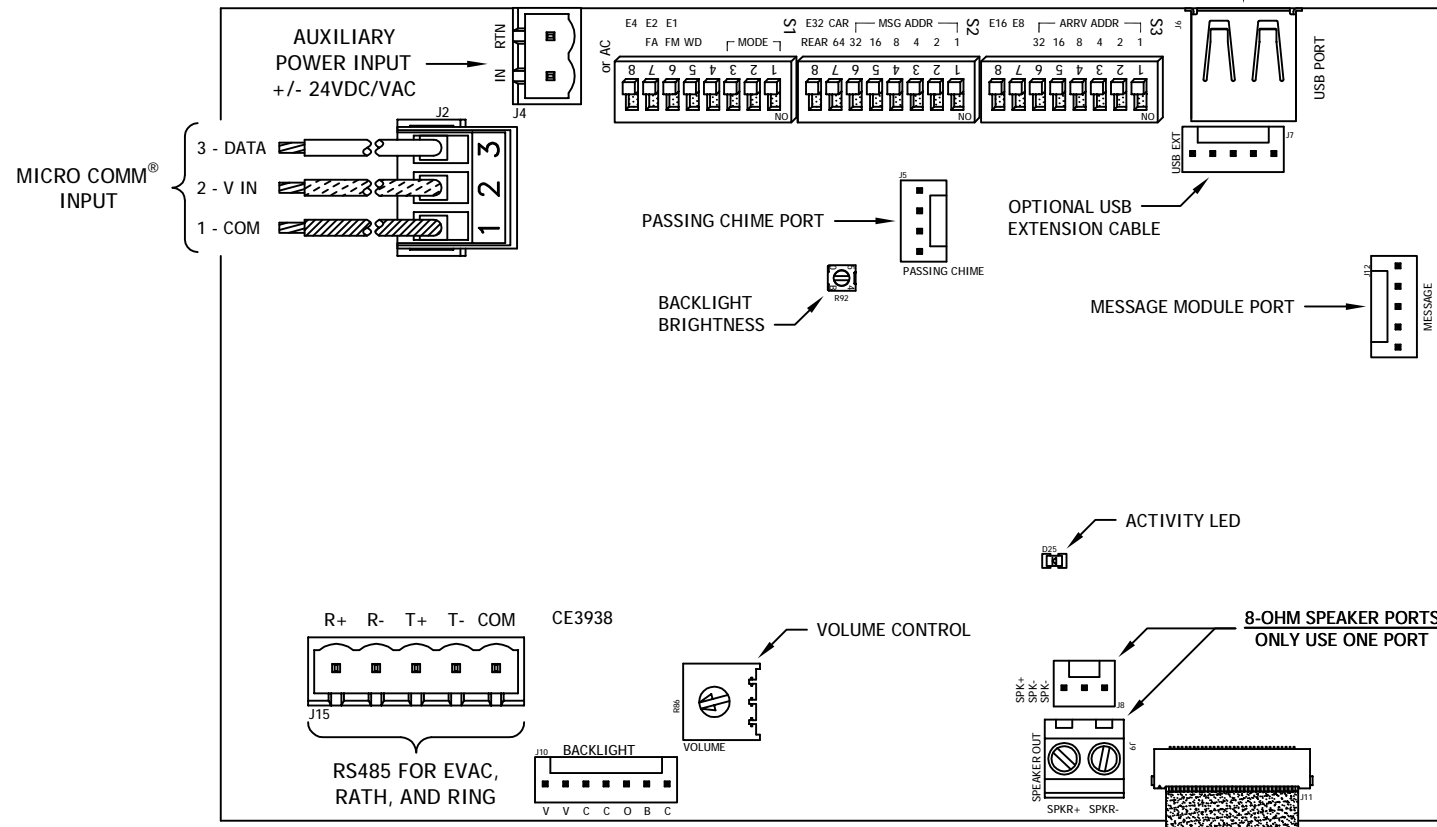
SWITCH S2 - ARRIVAL ARROWS  
DS1 - DS7 set the unit's floor number.

| DS7 (64) | DS6 (32) | DS5 (16) | DS4 (8) | DS3 (4) | DS2 (2) | DS1 (1) | FLOOR NUMBER  |
|----------|----------|----------|---------|---------|---------|---------|---------------|
| OFF      | OFF      | OFF      | OFF     | OFF     | OFF     | OFF     | CAR UNIT*     |
| OFF      | OFF      | OFF      | OFF     | OFF     | OFF     | ON      | FLOOR 1       |
| OFF      | OFF      | OFF      | OFF     | OFF     | ON      | OFF     | FLOOR 2       |
| OFF      | OFF      | OFF      | OFF     | OFF     | ON      | ON      | FLOOR 3       |
| OFF      | OFF      | OFF      | OFF     | ON      | OFF     | OFF     | FLOOR 4       |
| OFF      | OFF      | OFF      | OFF     | ON      | ON      | OFF     | FLOOR 5       |
| ON       | ON       | ON       | ON      | ON      | ON      | ON      | FLOOR 125     |
| ON       | ON       | ON       | ON      | ON      | ON      | OFF     | FLOOR 126     |
| ON       | ON       | ON       | ON      | ON      | ON      | ON      | IN-CAR UNIT** |

DIP switch S2 - Switch 8 sets the unit as front or rear.  
 DS8 OFF - Front Unit DS8 ON - Rear Unit  
 \*CAR UNIT - Unit uses the Hall Arrival Lantern Signals for the current floor.  
 \*\*IN-CAR UNIT - Unit uses the In-Car Arrow signals.

SWITCH S3

| DS8 | DS7 | DS6 | DS5 | DS4 | DS3 | DS2 | DS1 | FUNCTION            |
|-----|-----|-----|-----|-----|-----|-----|-----|---------------------|
| OFF | OFF | OFF | OFF | OFF | OFF | OFF | OFF | NORMAL OPERATION    |
| ON  | ON  | ON  | ON  | ON  | ON  | ON  | ON  | MULTI-CAR OPERATION |



NOTE: TYPICAL CURRENT DRAW IS 500 mA.

|  |                                |                     |  |
|--|--------------------------------|---------------------|--|
| DATE DRAWN:<br>01/10/20                          | DRAWN BY:<br>DAC               | REQUESTED BY:<br>TE | C.E. ELECTRONICS, INC.<br>2107 Industrial Drive<br>Bryan, OH 43506<br>(419) 636-6705 |
| BOARD NUMBER:<br>3938                            | LAST DATE REVISED:<br>07/17/24 | APPROVED BY:        |  |
| PRODUCT<br>EMN104 - MAX SERIES 10.4" TFT DISPLAY |                                |                     | DWG. NO.<br>EMNMAX_03<br>REV:<br>A   |