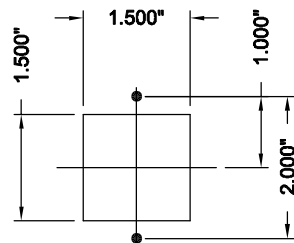
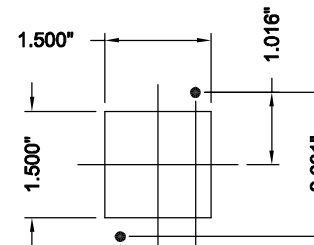


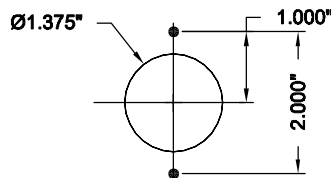
PANEL PREPARATION



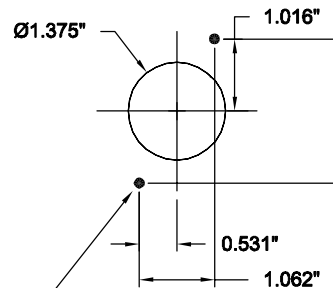
#6-32 x 1 1/2" STUD MIN
(TYP. 4 PLS)



#6-32 x 1 1/2" STUD MIN
(TYP. 4 PLS)



#6-32 x 1 1/2" STUD MIN
(TYP. 4 PLS)



#6-32 x 1 1/2" STUD MIN
(TYP. 4 PLS)

LED STATUS INDICATORS

LED status indicators were created to offer an inexpensive, long life alternative to bulbs. The status indicators are extremely flexible and can be used in a variety of applications.

Features:

- Inexpensive
- Long life
- Various configurations
- Fits most car and hall button stud patterns

TO ORDER - SPECIFY MLSI4 - X X

4 (RED ONLY) = 40mm x 40mm

SIGNAL VOLTAGE:

- "A" = +/-6VDC, 12VAC
- "B" = +/-12VDC, 24VAC
- "C" = +/-20VDC
- "D" = +/-24VDC
- "E" = +/-28VDC
- "F" = +/-32VDC
- "G" = +/-36VDC
- "H" = +/-48VDC
- "J" = 48VAC
- "K" = +/-60VDC
- "L" = 120VAC
- "N" = +/-125VDC

LENS:

- "A" = ROUND (RED)
- "B" = SQUARE (RED)
- "X" = NO LENS

NOTE:

If a special voltage is required, please consult factory.